


# Your business our wheels

The Coffee Cart L



# The Most Versatile Coffee Cart



2

The Coffee Cart L: your ultimate mobile coffee vending solution, designed for immediate use with any coffee equipment right on its countertop. Perfect for both indoor and outdoor settings, its flexible design adapts effortlessly to your needs. Whether you aim to run a mobile coffee shop, a captivating promotional coffee stand, or a cozy street-side coffee cart, the Coffee Cart L stands ready.

Its versatile nature makes it an invaluable asset for marketing, sales, and promotional activities, seamlessly integrating into any coffee service setup.



3

# One vending cart, Two traction modes

The Coffee Cart L can be connected to and towed by any e-bike, thanks to our patent-pending universal saddle hitch system.

## VENDING BIKE MODE



4

## PUSH CART MODE

For increased maneuverability in outdoor and indoor locations, the Coffee Cart L is equipped with an ergonomic handlebar.



5

# The first Coffee Cart in the world designed to be towed by an e-bike

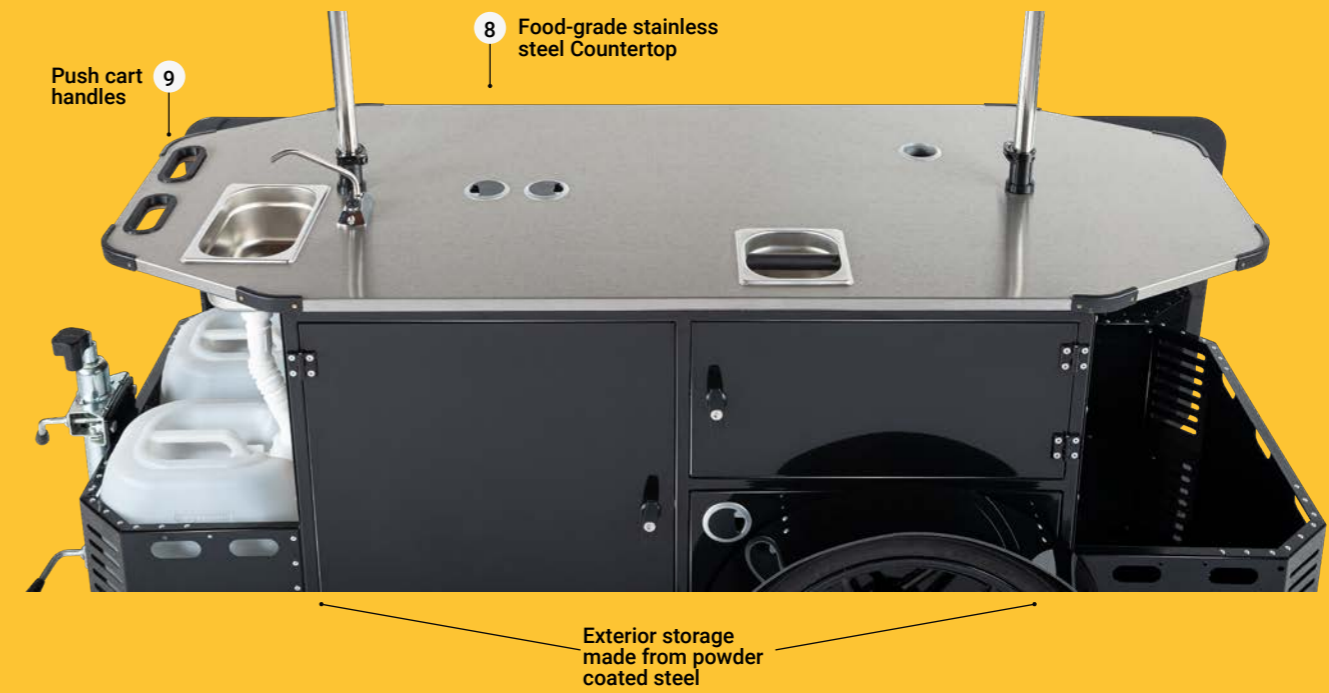
When matched with any bike, the Coffee Cart L transforms into a stylish Vending Bike, perfectly equipped to occupy prime locations across the city.



# Coffee Cart Features



8



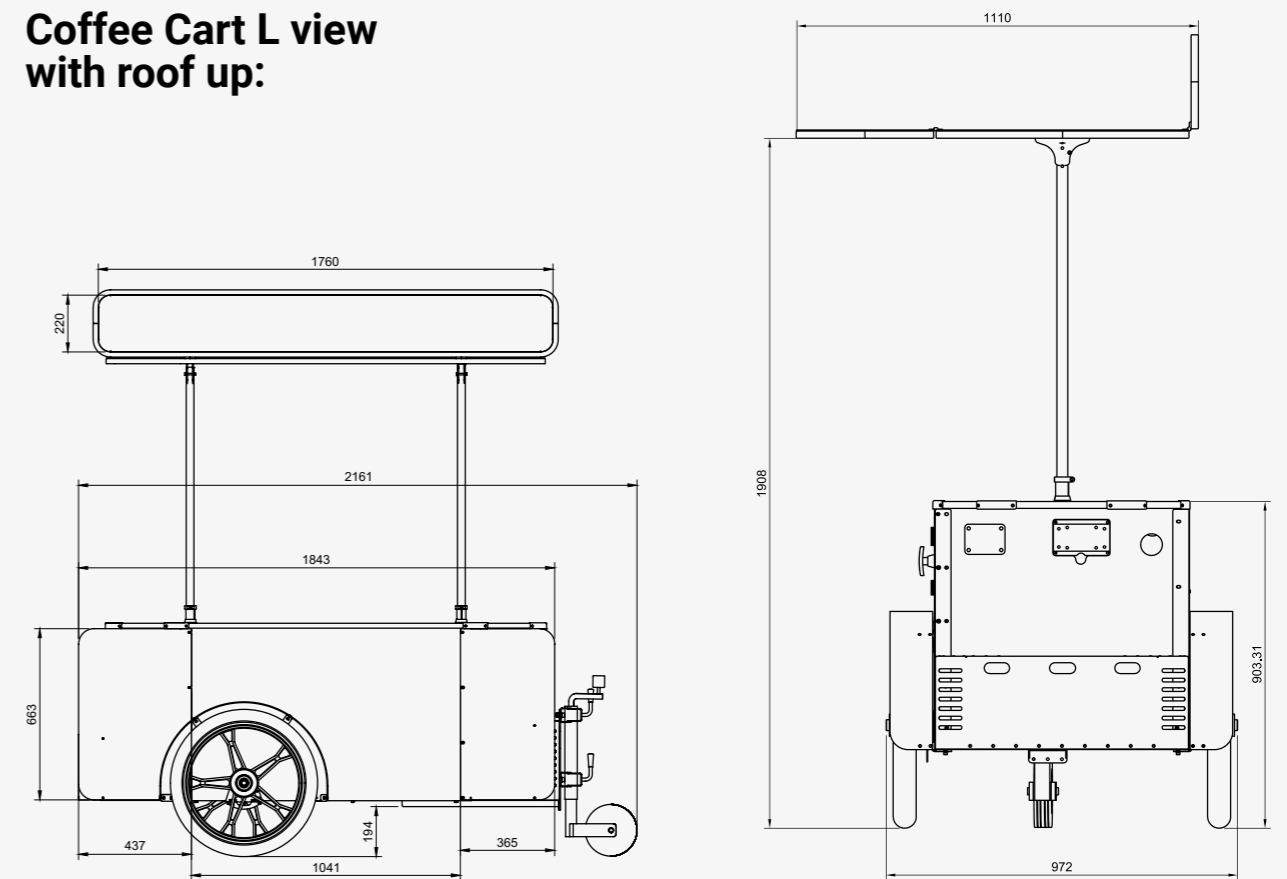
9

# Technical Specs

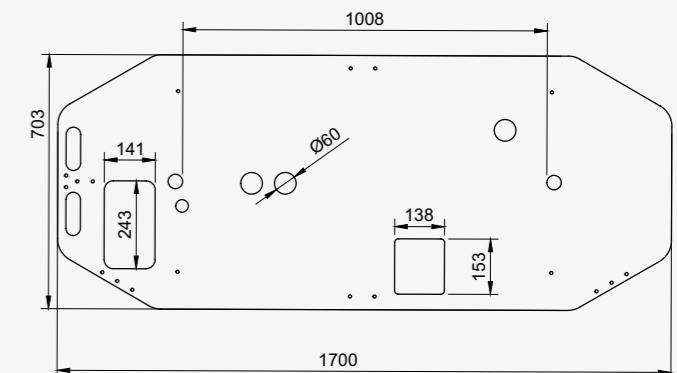
Hand-built in our modern EU factory, the Coffee Cart L is made of highest quality materials using cutting edge manufacturing techniques.

SPECS	DETAILS
Cart Body	Partially assembled body made of plywood, covered with HPL with metal welded CNC parts and chassis, powder coated.
Wheels	28" aluminum motorcycle wheels at the front and adjustable height rear wheel
Countertop	Food grade stainless steel, reinforced with plywood, with GN1/4 sink and water tap, GN 1/6 Knockbox and 3 x holes for equipment cables and hoses.
Roof	The roof consists of three parts: <ol style="list-style-type: none"> <li>1. Height-adjustable roof: an advertising panel for brand promotion</li> <li>2. A main roof protecting the countertop</li> <li>3. A vendor's roof</li> </ol>
Colour	Black or White
Branding	Available for an extra fee, with printed decals (ask customer service to include it in your quote)
Storage	Interior: 2 doors with industrial key lock and 5 storage compartments Exterior: 2 exterior compartments made from cnc cutted metal and powder coated
Shipping Package Size	Wooden box: 200L x 83W x 100H cm
New Weight	125 Kg
Gross Weight	220 Kg (wooden box included)
Manuals & Instructions	PDF and Video formats
Assembly Time	1-2 hours by 2 people
Spare Parts	Available from customer service
Bicycle trailer arm	Included (only for bicycles without a rear rack)
Delivery	Worldwide
Unloading	A fork lift or a stacker is needed to unload
Warranty	24 months

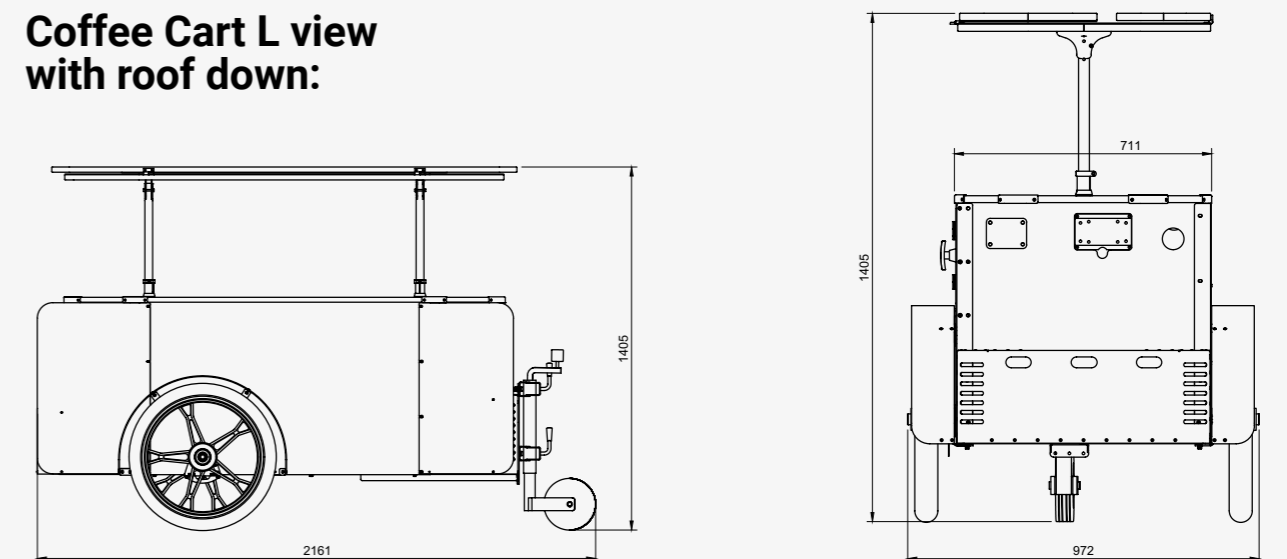
Coffee Cart L view with roof up:



Countertop:



Coffee Cart L view with roof down:



# Add Any Coffee Equipment on top

(Equipment not included)




# Worldwide Shipping since 2009



**USA and Worldwide:  
delivery by air (3-7 business days)**




**Mainland Europe:  
delivery by road (3-5 business days)**



**USA and Worldwide:  
delivery by sea (14-65 days port-to-port)**

## Delivery box dimensions\*

Length	2030 mm
Width	830 mm
Height	1000 mm
Weight	210 kg



**\* dimensions may vary depending  
on the shipment method**



# One coffee cart, unlimited possibilities.



# Contact us, now.



[office@bizzonwheels.com](mailto:office@bizzonwheels.com)



[Bizz On Wheels](#)



[bizzonwheels](#)



[BizzOnWheels](#)